

# Insperity OrgPlus: Organize. Visualize. Strategize.

Insperity™ OrgPlus™ empowers businesses to easily visualize their workforce and make more informed decisions using dynamic, professional organizational charts and best-practice analytics to align your organization for success.

OrgPlus is the industry-leading software for automating the creation and publishing of professional organizational charts.

## How We Help

Insperity OrgPlus helps you build a solid and definite organizational structure that better aligns your company, makes workflow more straightforward and ensures the greatest return on investment possible.

## OrgPlus offers your company:

- Boardroom-quality charts with insightful workforce analysis tools to reveal key metrics
- Drag-and-drop functionality to plan organizational change and optimize your workforce
- A wide variety of publication options, including Word, HTML or navigable PDF and PowerPoint documents

## How We're Different

Businesses often use PowerPoint, Visio and Excel to analyze workforce data and produce org charts. These options lack advanced tools, such as drag and drop planning or in-depth workforce metrics analysis. OrgPlus helps you create and analyze professional org charts in less time, saving your staff valuable hours and providing added functionality to align your workforce with your business goals.



## OrgPlus Version 11.2 offers new functionality and enhancements, making it easier to use than ever!

**Views:** Redesigned views panel for added ability to manage views and enhanced usability for creating, editing, and saving views.

**Publishing:** Added the ability to publish a chart that is not currently open, moved the publish icon to the home page.

**Compatible with all your latest systems and browsers including Windows 7 & 8, MS Office 2010 & 2013, Chrome, IE9, 10 & 11, Firefox, and Safari.**

**Out of box experience:** Easier registration process and new and improved welcome page.

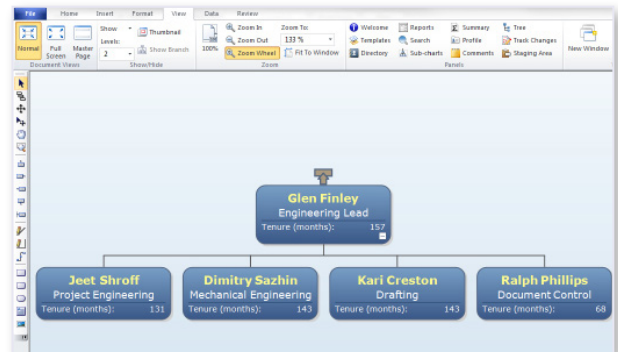
“OrgPlus has long been one of the most intuitive and powerful tools for producing organizational charts.”

– PC World Magazine

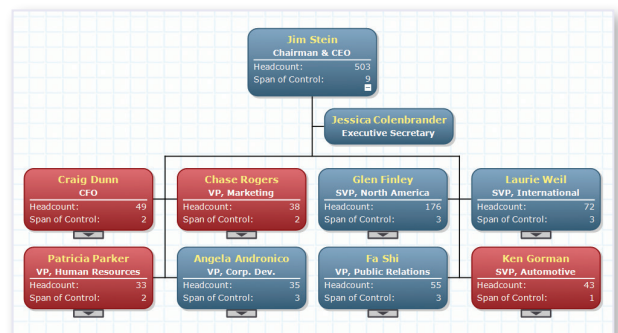


## OrgPlus Version 11.2

OrgPlus Professional is the simplest way to create professional, boardroom-quality charts. Customise charts by applying colorful, professionally designed templates. Analyse your data with easy, built-in reporting tools and conditional formatting to highlight relevant employees or data based on custom parameters. OrgPlus automatically updates chart layout for optimal display and printing functionality. Time-consuming steps to manually add or remove employees are eliminated. OrgPlus Professional includes automated importing and publishing functionality. All you need to do is map your data into OrgPlus fields and you can quickly import data from a variety of sources. Publish charts to PDF, PowerPoint or the Web. Automatically synchronise data so your chart is always current, and schedule charts to automatically publish to your intranet, a network drive, or via email distribution. OrgPlus has change tracking, robust reporting, and archiving capabilities. You can automatically generate personnel action notices, and track and archive detailed changes made to your chart.



Create and view custom analytics of your workforce to better align your company.



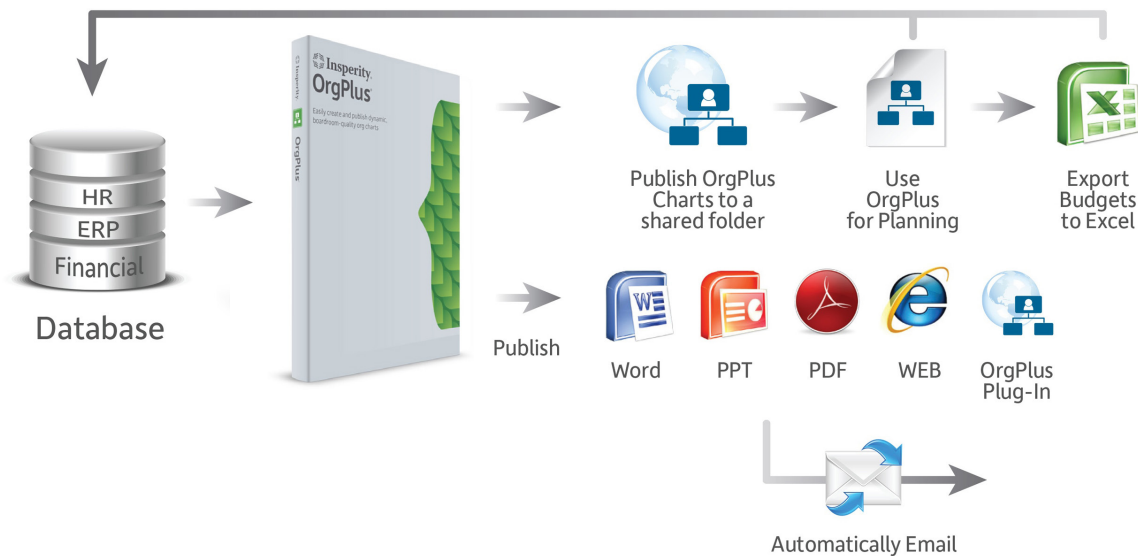
Easily view headcount and span of control.

ID	ReportsTo	Name	Job Title	Department
1		Jim Stein	Chairman & CEO	Aerospace
2	1	Jessica Colenbrander	Executive Secretary	Aerospace
3	1	Craig Dunn	CFO	Finance
4	3	Glen Frampton	General Counsel	Finance
5	4	Alison Fireside	Recruiting Manager	Finance
6	5	Gary Feeney	Senior Analyst	Finance
7	6	Anna Drobny	Analyst	Finance
8	6	Joy Crenshaw	Analyst	Finance
9	5	Casey Cox	Senior Analyst	Finance
10	9	Blaire Cass	Analyst	Finance
11	9	Fran Bishop	Analyst	Finance
13	9	Kim Alexander	Analyst	Finance

The OrgPlus Import Wizard allows you to create charts with ease and saves you time.

“OrgPlus [is] the go-to app for creating organizational charts.”

– Josh G., TechCrunch



Import information from any standard back-end system database or spreadsheet to build and update your chart. Communicate quickly and in any format by publishing your org charts to Word, PDF, PowerPoint or the Web in one click. Set up automatic chart refreshes and distributions.

## System Requirements

### Minimum

Windows® 7

- System memory: 1GB of RAM or higher (2GB for 10k boxes, 4GB for 30k boxes)
- 150MB of available hard drive space
- MS Office 2010
- Publish to HTML: Internet Explorer 9,10,11, Chrome, Firefox, Safari

### Recommended

Windows® 7 or 8.x

- System memory: 1GB of RAM or higher (2GB for 10k boxes, 4GB for 30k boxes)
- 150MB of available hard drive space
- MS Office 2013
- Publish to HTML: Internet Explorer 9,10,11, Chrome, Firefox, Safari

## Get Started Today

Learn more about using OrgPlus to better plan, organize and manage your workforce. Visit us online at **altula.ca** or call us toll free at **877-908-2113**.

“OrgPlus is an attractive and intuitive solution to managing organization charts.”

– CNET Editor Review



CNET editor's rating:



Altula is the exclusive international distributor of OrgPlus, providing sales and support to OrgPlus customers and resellers outside the United States.

**altula™**

877-908-2113 | [altula.ca](http://altula.ca)